

Report No.: 32.04526 Tracklight

Test Time: 2023-07-13 14:51

Luminaire Property

Luminaire Category: Bridgelux V4HD 3000K CRI90

Voltage: 208.3 V

Current: 0.144 A

Power: 11.80 W

Power Factor: 0.389

Photometric Results

CIE Class: Direct

Measurement Flux: 665.2 lm

Downward Ratio: 100%

Horizontal Diffuse Angle(50%): H37.3

Vertical Diffuse Angle(50%): V37.3

Luminaire Efficacy Rating (LER): 56

Max. Intensity: 1375.12 cd

Total Rated Lamp Lumens: 665.2 lm


Efficiency: 100%

Upward Ratio: 0%

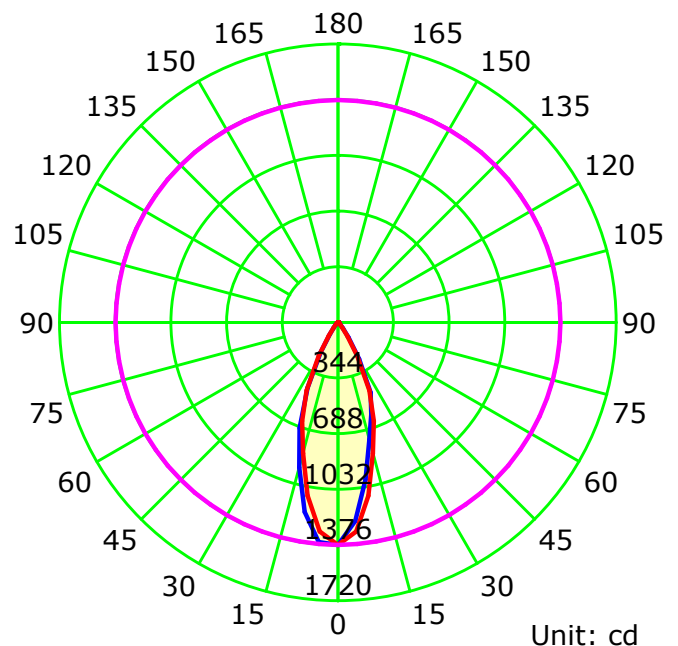
Central Intensity: 1375.12 cd

Pos of Max. Intensity: H0 V0

Picture Of Luminaire



Luminous Intensity Distribution Curve



— C0-C180 — C90-C270 — G0

C Plane (°):0.0-180.0: 180.0

Test Lab:

Test Type: TYPE C

Temperature:

Operator:

Gamma Plane (°):0.0-90.0:5.0

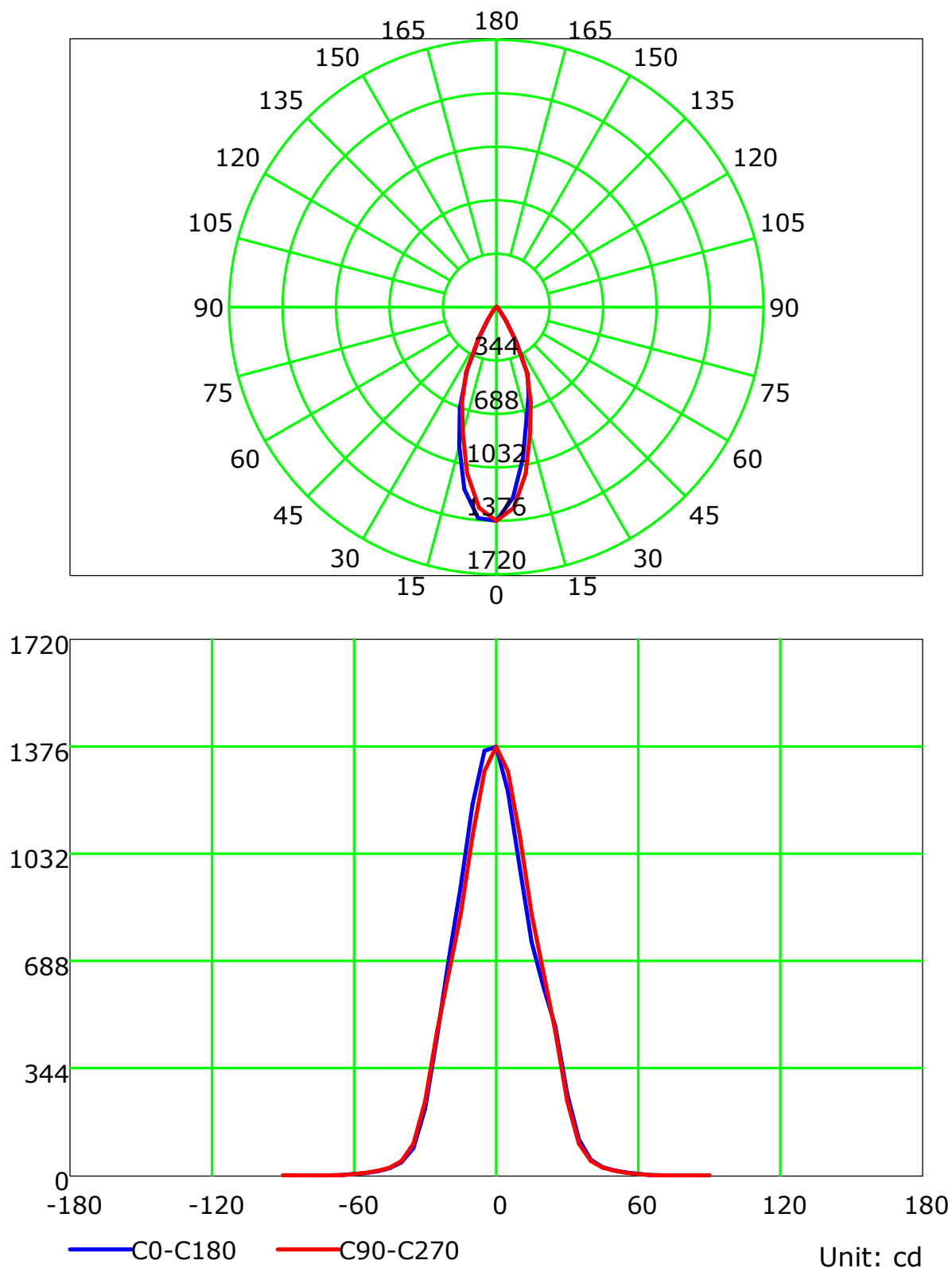
Test Device: CHL-6E

Distance: 3.000 m

Humidity:

Inspector:

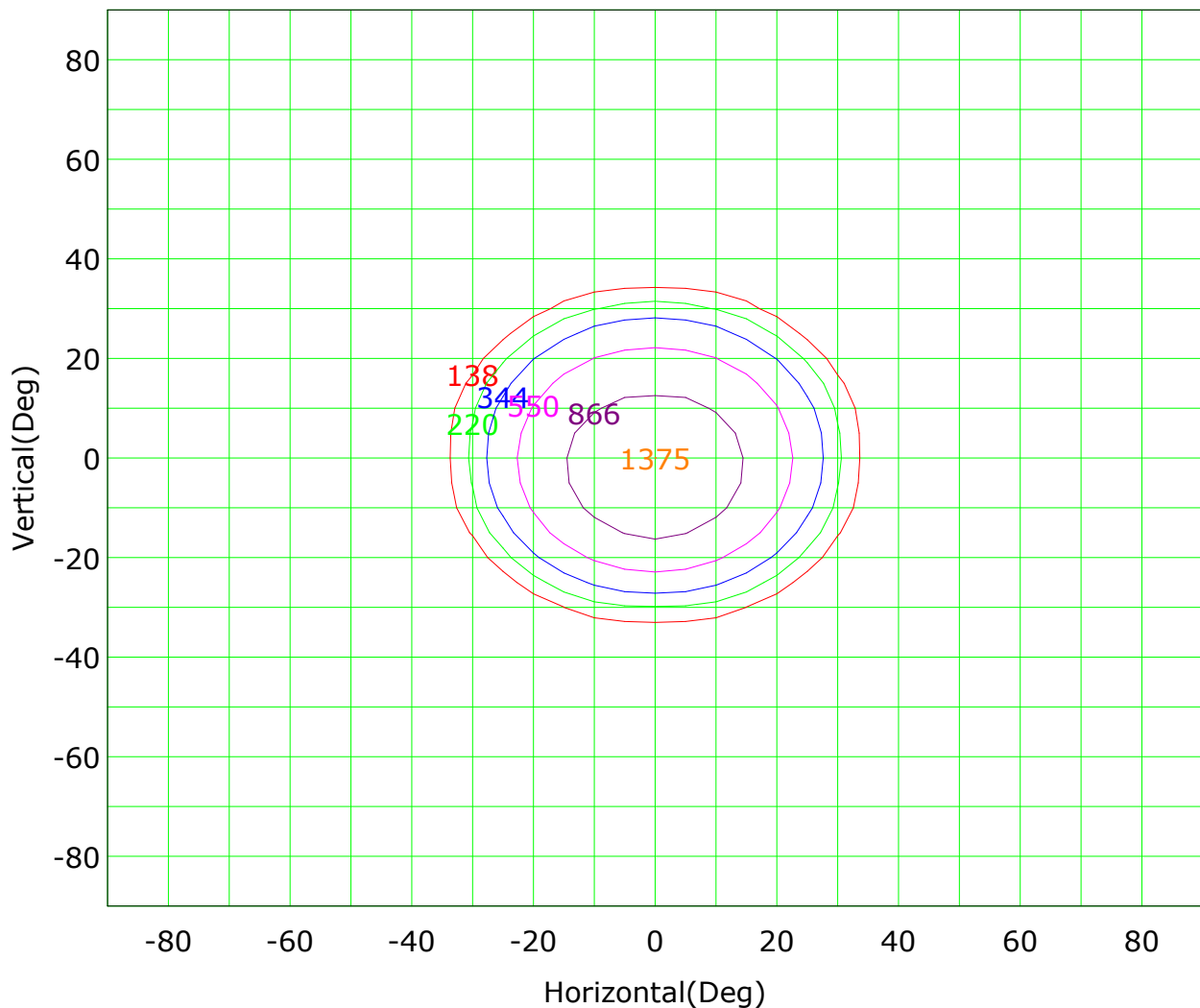
Luminous Intensity Distribution Curve



C Plane (°):0.0-180.0: 180.0
Test Lab:
Test Type: TYPE C
Temperature:
Operator:

Gamma Plane (°):0.0-90.0:5.0
Test Device: CHL-6E
Distance: 3.000 m
Humidity:
Inspector:

Isocandela (rectangle)



Imax (100%): 1375 cd

(10%): 138 cd	(16%): 220 cd
(25%): 344 cd	(40%): 550 cd
(63%): 866 cd	(100%): 1375 cd

C Plane (°):0.0-180.0: 180.0

Test Lab:

Test Type: TYPE C

Temperature:

Operator:

Gamma Plane (°):0.0-90.0:5.0

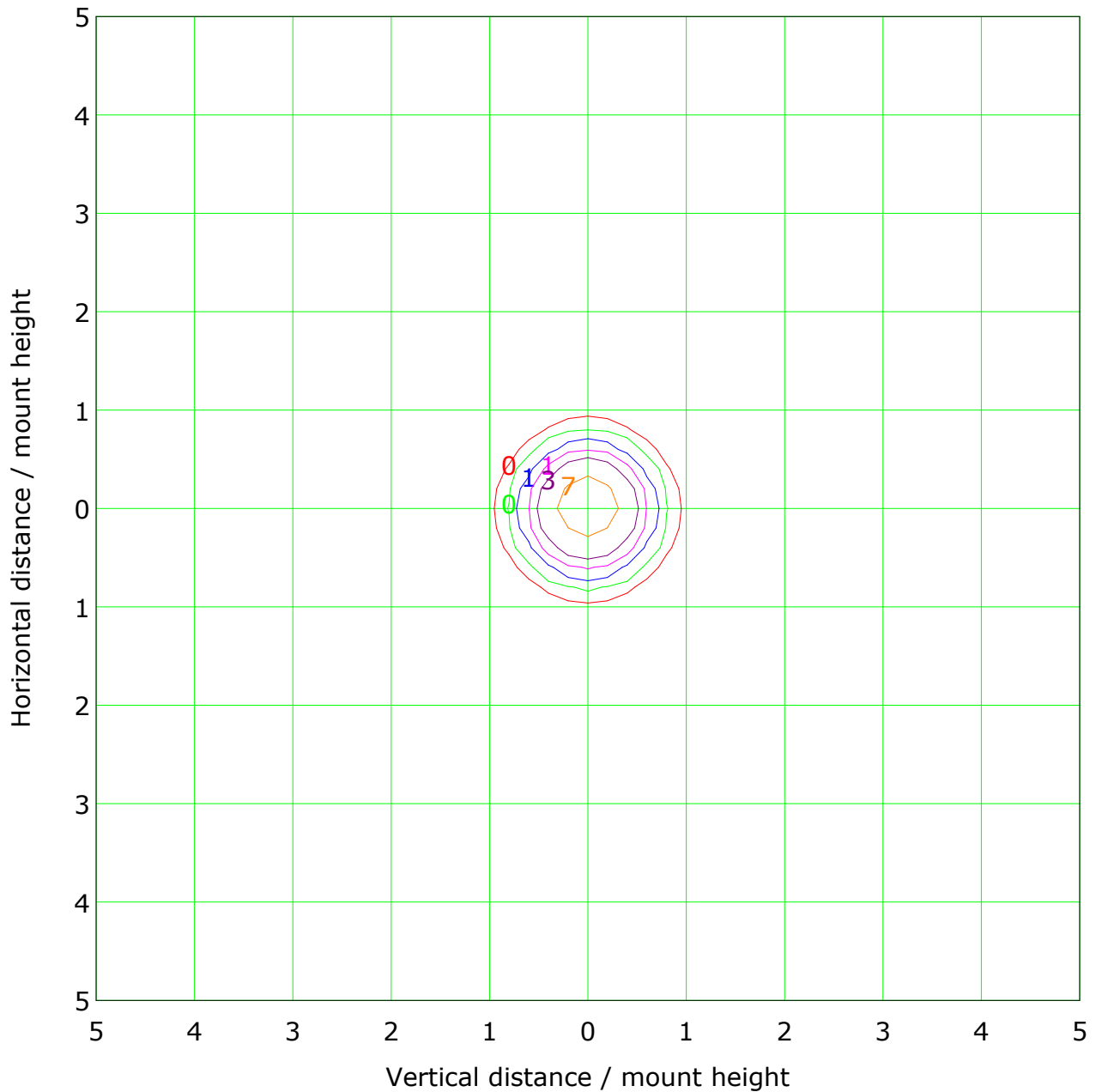
Test Device: CHL-6E

Distance: 3.000 m

Humidity:

Inspector:

IsoLux Plot



Mounting Height: 10m Max Lux(100%): 14 lx			
— (1%):	0 lx	— (2%):	0 lx
— (5%):	1 lx	— (10%):	1 lx
— (20%):	3 lx	— (50%):	7 lx
— (100%):	14 lx		

C Plane (°):0.0-180.0: 180.0

Test Lab:

Test Type: TYPE C

Temperature:

Operator:

Gamma Plane (°):0.0-90.0:5.0

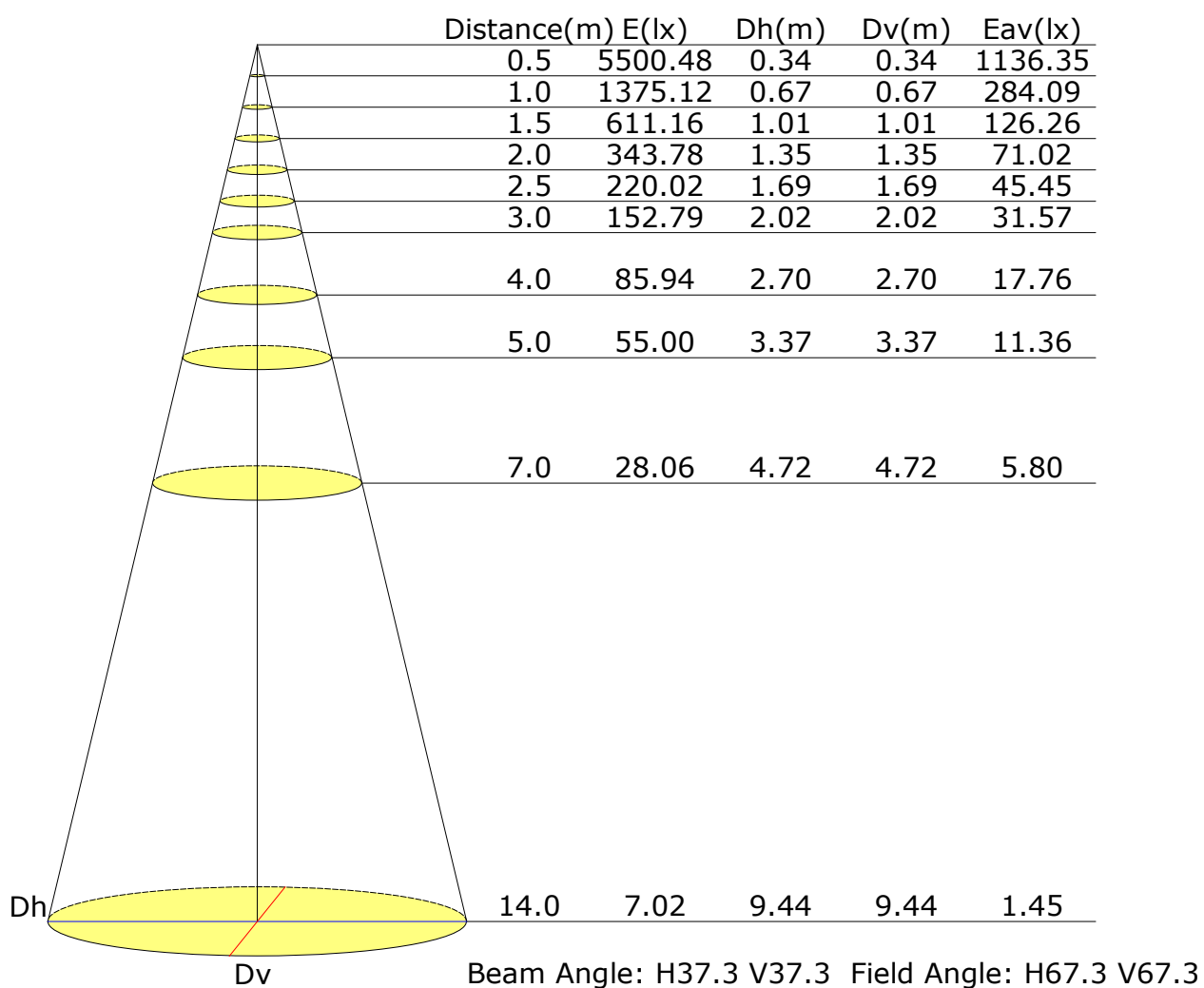
Test Device: CHL-6E

Distance: 3.000 m

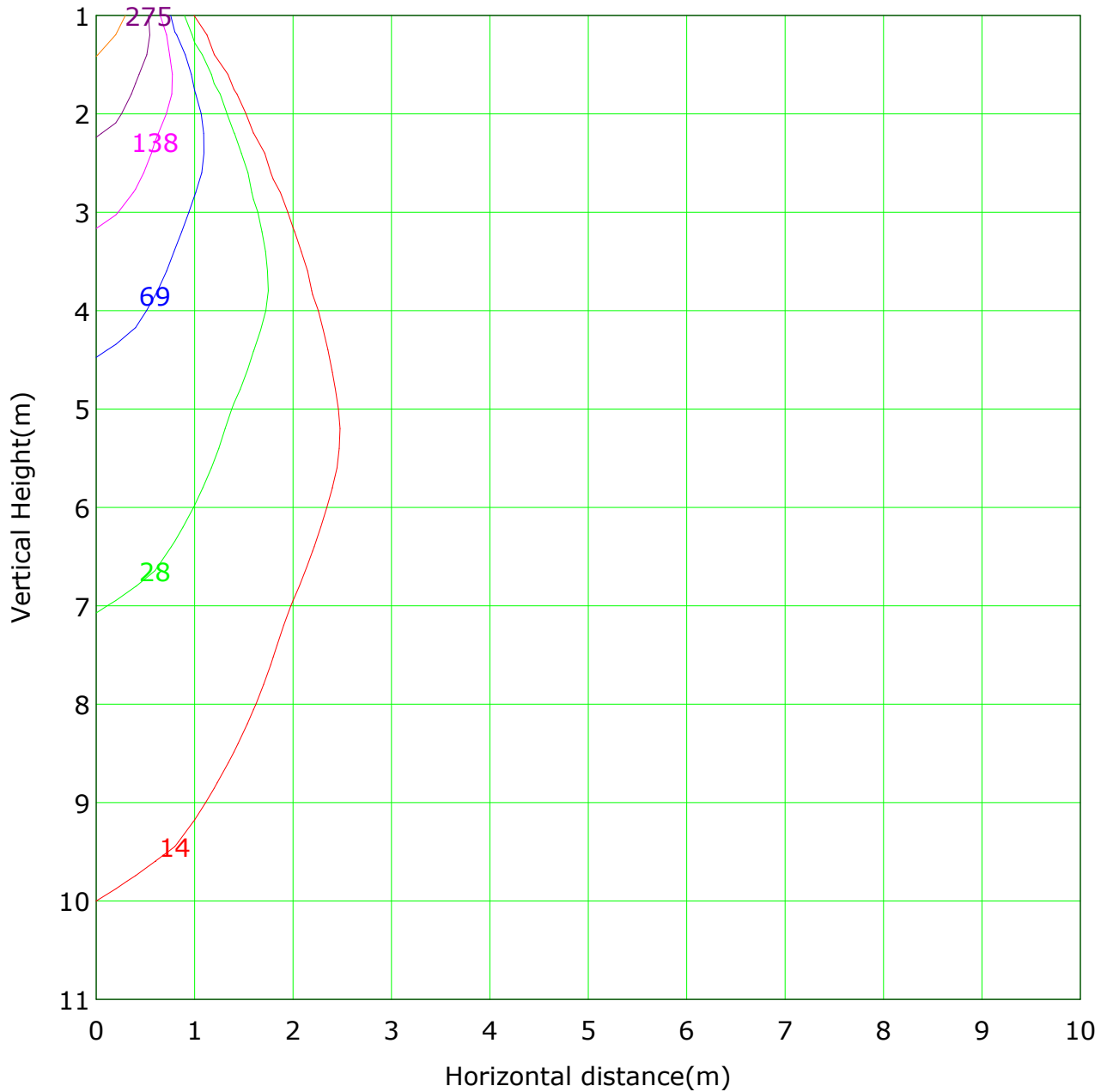
Humidity:

Inspector:

Illuminance at a Distance



Vertical IsoLux Plot

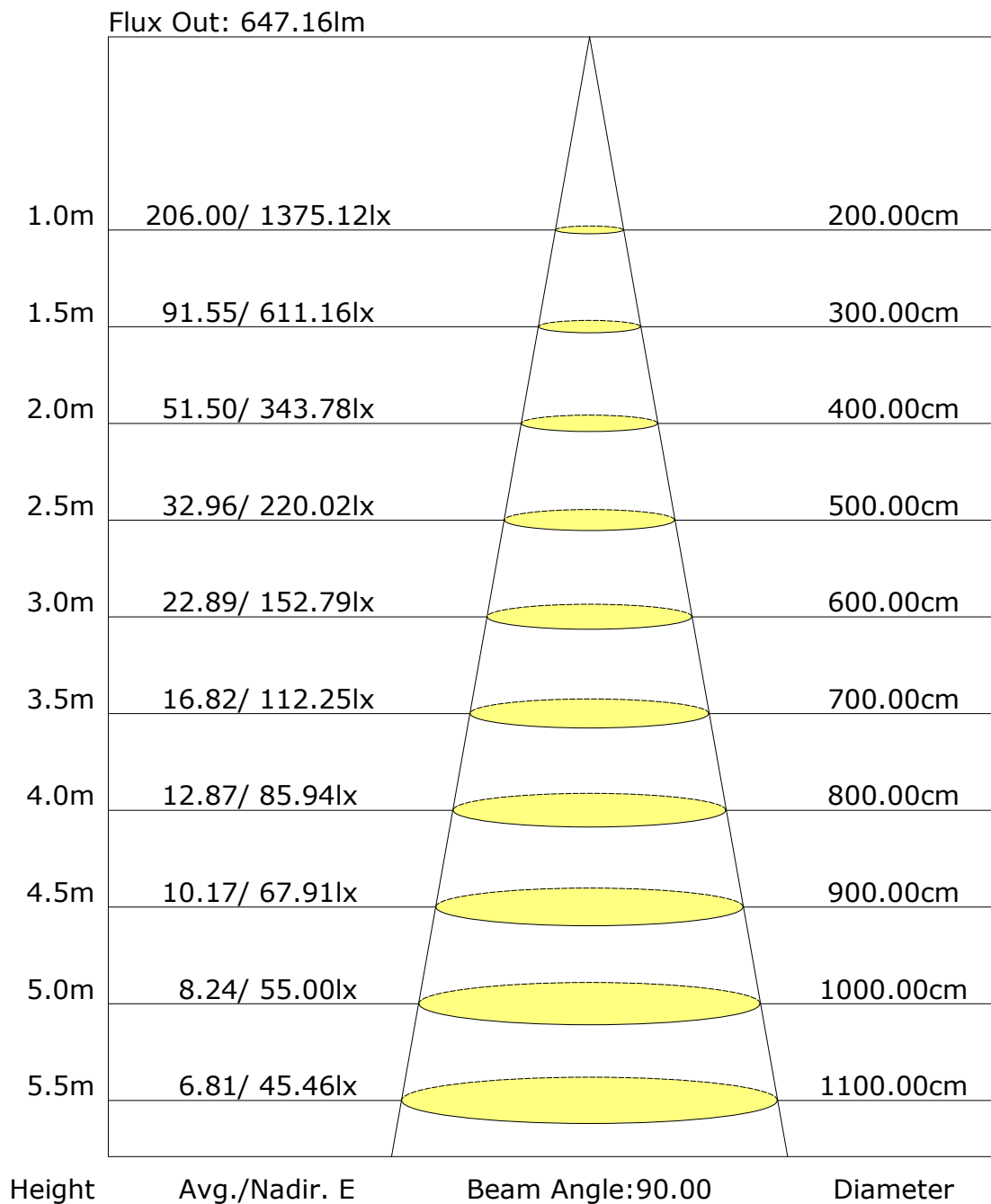


Lowest(m): 1m Highest(m): 11 Max Lux: 1375	
(1%): 14 lx	(2%): 28 lx
(5%): 69 lx	(10%): 138 lx
(20%): 275 lx	(50%): 688 lx
(100%): 1375 lx	

C Plane (°):0.0-180.0: 180.0
Test Lab:
Test Type: TYPE C
Temperature:
Operator:

Gamma Plane (°):0.0-90.0:5.0
Test Device: CHL-6E
Distance: 3.000 m
Humidity:
Inspector:

The average illuminance effective figure



C Plane (°): 0.0-180.0: 180.0
Test Lab:
Test Type: TYPE C
Temperature:
Operator:

Gamma Plane (°): 0.0-90.0: 5.0
Test Device: CHL-6E
Distance: 3.000 m
Humidity:
Inspector:

Zonal Lumen

[illegible]

Inspector:

Candlepower Table

Unit: cd

[illegible]

C Plane (°):0.0-180.0: 180.0

Test Lab:

Test Type: TYPE C

Temperature:

Operator:

Gamma Plane (°):0.0-90.0:5.0

Test Device: CHL-6E

Distance: 3.000 m

Humidity:

Inspector: